


PAYMENT PLAN ENROLLMENT FOR AUTHORIZED PAYER

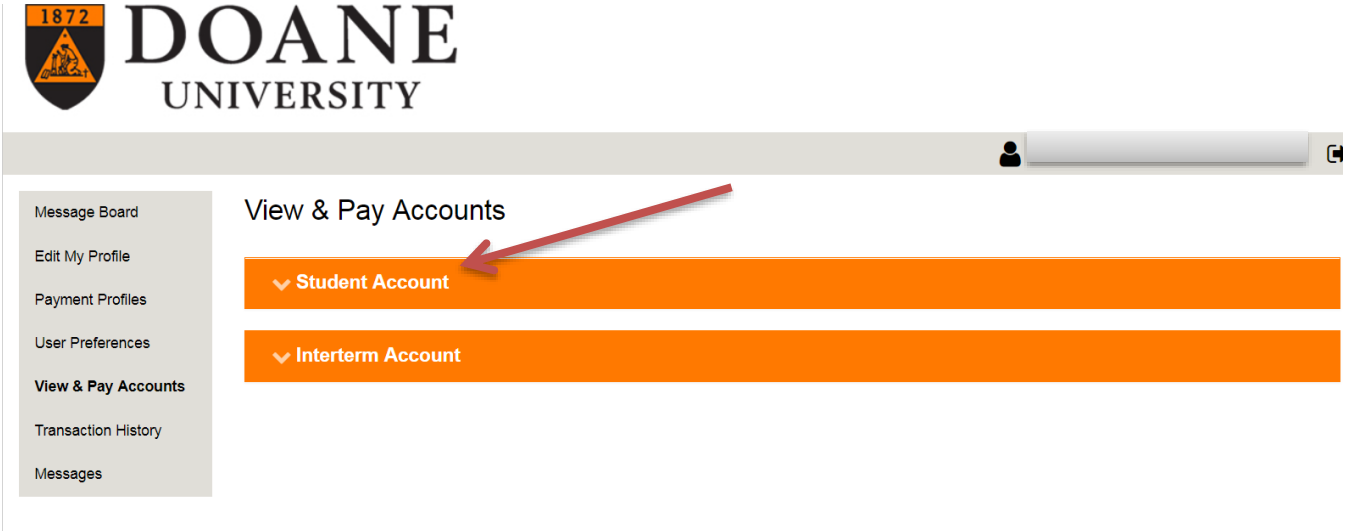
After you login to this site:

<https://quikpayasp.com/doane/studentaccounts/authorized.do>

(using the username and password that your student provided for you), choose "View & Pay Accounts" from the list on the left side of the screen.



Next, choose "Student Account" under View & Pay Accounts.



Next, click on the orange "Make Payment" button.

DOANE UNIVERSITY

1872

Message Board
Payment Profiles
Authorize Payers
User Preferences
View & Pay Accounts
Transaction History
Direct Deposit
Messages

View & Pay Accounts

Student Account

Current Activity Statement Balance: \$0.00 Activity Up To Date: January 11, 2019	Latest Statement Statement Details Download PDF Statement Billing Date: November 08, 2017 Statement Due Date: October 16, 2017 Statement Balance: \$0.00 Statement Amount Due: \$0.00
---	--

[View Student Account Details](#) [Make a Payment](#)

Interterm Account

Next, choose the payment plan link for the plan you would like. Note: The Annual plan is open from April to October, the Fall plan is open from May to October, and the Spring plan from late December to early March.

One time payments can be made from this screen too.

Message Board

Edit My Profile

Payment Profiles

User Preferences

View & Pay Accounts

Transaction History

Messages

Enter Payment Amount

Make a One-Time Payment on your Student Account:
Payment methods include e-check, Mastercard, VISA, Discover, and American Express.

Payment Amount

Account:	Student Account
Due Date:	07/15/2017
Amount Due:	\$0.00
Statement Balance:	\$0.00
Current Balance:	\$0.00
Current Amount Due:	\$0.00
Payment Amount:	<input type="text"/>
Total Amount:	0.00
Payment Method:	Select One...
Current Amount Due:	\$0.00
Payment Amount:	<input type="text"/>
Total Amount:	0.00
Payment Method:	Select One...

[Continue](#)

Card transactions for Doane University are processed by Nelnet Campus Commerce, USA.

Enter desired payment amount here if making a **one-time** payment.

OR

Enroll In a Payment Plan:


To enroll in a Payment Plan click on one of the links below (a new window will open):

- [Annual Plan](#)
- [Fall Plan](#)
- [Spring Plan](#)

Select Payment Annual or Semester plan

After selecting a payment plan, a new web page will pop up (you may need to disable your pop-up blocker on your web browser if you do not see this page).

Follow the instructions to enter the required information to set up your payment plan.



DOANE UNIVERSITY

Nelnet Video Tutorial - How to Set Up Your Nelnet Payment Plan

Progress Tracker

Student Information Amount Due/ Plan Options Payment Method Account Information Review & Submit Thank You

Welcome to e-Cashier for Doane University

Crete Campus

Doane University is pleased to offer Nelnet e-Cashier. Through e-Cashier you will be able to:

- Arrange for monthly payments.

You will be able to make payment(s) by:

- Automatic Payments from your Checking or Savings account
- Automatic Payments from your Credit Card


The nonrefundable enrollment fee to budget payment(s) is:

- \$25.00 per Semester/Term (1-6 Payments)
- \$45.00 per Annual Plan (7-12 Payments)

The nonrefundable enrollment fee for Automatic Payments will be processed IMMEDIATELY. A portion of the enrollment fee may be remitted to your university. Additional information will be available on the Review and Submit step.

Do not use your browser's "Back" button to navigate in e-Cashier, instead use the progress tracker at the top. Using the browser's "Back" button may cause your transactions to be submitted incorrectly.

To protect your personal information, this screen will close automatically in 10 minutes.



DOANE UNIVERSITY

Nelnet Video Tutorial - How to Set Up Your Nelnet Payment Plan

Progress Tracker

Student Information Amount Due/ Plan Options Payment Method Account Information Review & Submit Thank You

Student Information

To establish your automatic payment plan, please provide the following information:

* These fields must be completed to move to the next step

Student Information

* Your 7 digit student ID (include leading zeros)

This is the Account Holder # shown on your statement:

* Student First Name: Last:

Student e-Mail:

Retype Student e-Mail:

The semester for which you are enrolling at your university: Annual 2018-2019

NOTE: If you leave e-Cashier prior to completing and submitting the agreement, no information will be saved. You will need to restart.

To protect your personal information, this screen will close automatically in 10 minutes.

Do not use your browser's "Back" button to navigate in e-Cashier, instead use the progress tracker at the top. Using the browser's "Back" button may cause your transactions to be submitted incorrectly.