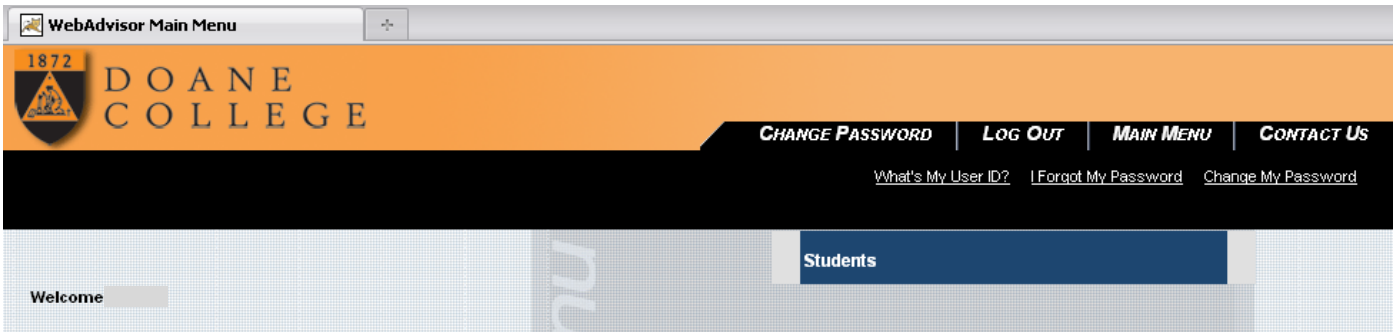
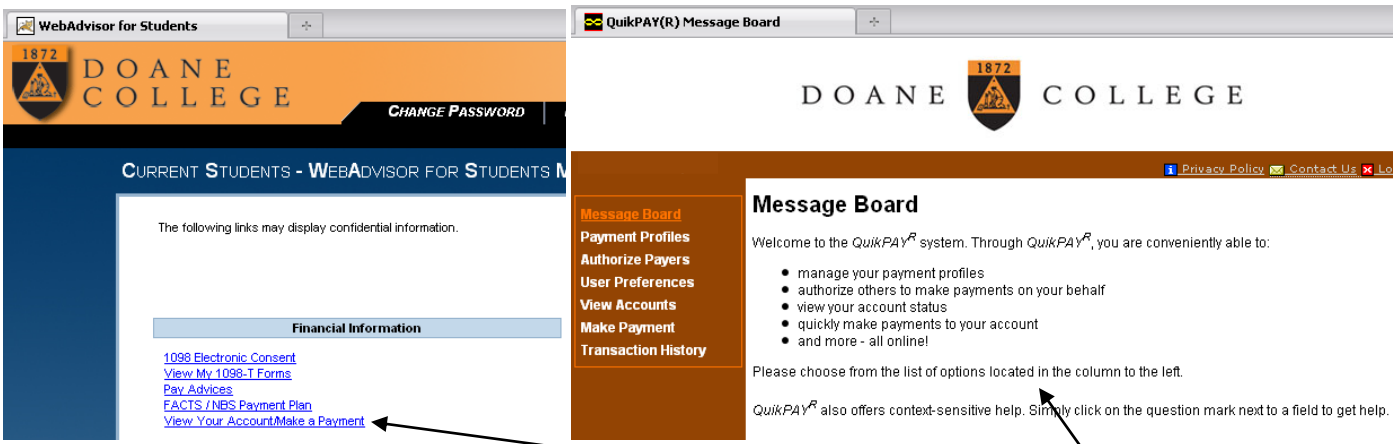


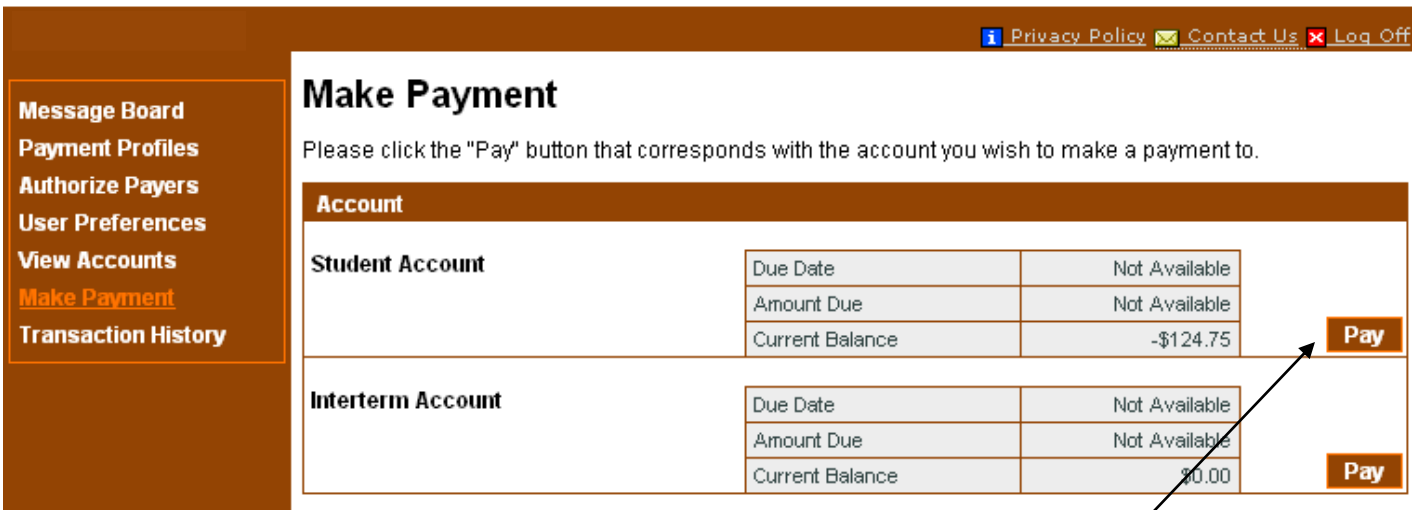
1. Login to WebAdvisor at wa.doane.edu. Your username and password are the same as your Doane e-mail.



If you've forgotten your username or password, help is available on the front page of wa.doane.edu.



2) After you've logged in and selected "Students", 3) choose "View Your Account...". This screen will load.



4) You can view your account, add e-mails, authorize others to see your account, make payments, and more. NOTE: The "Interterm Account" is for students on the Crete campus only.

[Privacy Policy](#)
[Contact Us](#)
[Log Off](#)

Message Board
Payment Profiles
Authorize Payers
User Preferences
View Accounts
Make Payment
Transaction History

Enter Payment Amount

Please enter in the amount you want to pay and click "Continue" button.

Account: **Student Account**
 Current Balance: **-\$124.75**
 Current Amount Due: **-\$124.75**
 Payment Amount:
 Payment Method: Select One...

Select One...

eCheck

Credit Card

Select a stored profile...

Main checking (CHECKING 4244)

5) Enter the payment amount, then select either eCheck or Credit Card. You can store your account info for later use.

Student Account	Payment Amount:	\$500.00
	Effective Date:	10/04/2011

Account Information

Holder's Name:

Account Type: CHECKING

Routing Number: ?

Account Number: ?

Billing Address Information

Address 1:

(optional) Address 2:

City:

State: Select One...

Zip:

Contact Information

Email Address:

Enter a profile name and click the checkbox to save your account information for future use.

Profile Information ?

Profile Name: Save Profile

6) Complete the information above, including a profile name if you wish to store this account, and select "continue".
 7) On the next page you will confirm this transaction, after which you will see a receipt page, and receive an e-mail.

I hereby authorize the Merchant, or its Agent, to initiate a debit entry to the account indicated above at the depository financial institution named above and to debit the same to such account. I acknowledge that the origination of ACH transactions to my account must comply with the provisions of U.S. Law.

NOTE: Once you submit the above payment, it will be processed on the date indicated. Should you decide to cancel the payment once submitted, you are responsible for contacting your financial institution to request a Stop Payment Order. Please be aware that the Stop Payment Order must reach your financial institution prior to your account having been debited.

Non-Sufficient Funds Statement: Should any check be returned from the bank due to insufficient funds, the face value of the check and a NSF fee will be charged to your account.

